



*Entry Door Systems*



*Welcome Home*



## Beauty

HGI Entry Systems will add an element of beauty which will be enjoyed by you, the homeowner, as well as every visitor who comes to your door. Lovely stained and painted finishes will highlight the myriad of decorative glass and unique hardware options. Your new front door will add charm, curb appeal and value to your home.

## Strength

All HGI Steel Entry Systems are built using an all-steel construction 22 gauge door which is 33% heavier than competitors doors for security and durability. All HGI FiberStar Entry Doors are constructed with state-of-the-art technology. Laminated composite rails and high impact skins yield outstanding strength and durability.

## Safety

The safety of your home and family is always first. HGI doors offer such features as an 18 gauge steel frame, deadbolt security plates, high-security six pin locks, and laminated safety glass. Our steel edge door has over ten times the strength of a wood edge door to protect against forced entry.

## Energy Savings

HGI doors will insulate better than many walls with a R rating of 15.1. In layman's terms, our door is the best in the industry at keeping the inside in and the outside out. Windows and doors represent the biggest energy loss in most homes. Allow a beautiful HGI door to save you money.

# HGI 101: How To Build A Door

You are four easy steps away from a new entranceway for your home.



# 1

Select a HOME GUARD® door style from the 26 unique families of glass and doors styles.



# 2

Choose from our twenty decorator colors or seven hand applied stain finishes for the inside and outside of your new entry door.




# 3

Select a knob, lever or handleset (even keyless!) from the many styles and finishes offered to compliment your door.



# 4

Add functionality with a peepsite, knocker, kickplate or mailslot. Add strength and beauty with our exclusive HGI Cladwrap or Timberframe door frame options.



## Lifetime & Beyond Warranty

Like the Amish artisans that live and work near the Home Guard factory in Grabill, Indiana, we too craft each door one at a time. We are proud to offer a Lifetime & Beyond Limited Warranty on All Home Guard Entry Doors. Our exclusive transferable warranty gives peace-of-mind protection against warping, delamination and twisting of door slab for as long as you own the door...and beyond. Please see our Warranty Card for details.

## Table of Contents

Introducing HGI/Where to Begin .....2	Radiant Hues Collection .....13	Savannah Patio Doors .....20
Ironwood Steel Door Features .....3	Majestic Collection .....13	Blinds Collection.....20
FiberStar Fiberglass Door Features .....4	Madison Collection.....14	French Doors .....21
Mountain Lake/Roundtop Doors.....5	Veranda Collection .....14	American Homes Series.....22
Signature Series: Door Styles.....6	Grace Collection .....15	Cladwrap Aluminum Cladding .....23
Signature Series: Stains/Grains .....7	Manhattan Collection .....15	Burglar Guard Home Viewer .....23
Signature Series: Craftsman/Plank .....8	Mohave Collection.....16	Timberframe Composite Jambes .....23
Signature Series: Specialty Doors .....9	Bellflower Collection.....16	BurglarGuard Strike.....23
Cadence Collection .....10	Private Lites Collection.....17	Color & Stain Options .....24
Nouveau Collection.....10	Lasting Impressions Collection .....17	Emtek Hardware .....25
Mimosa Collection.....11	Greenfield Collection .....18	Patio Doors .....25
Paris Collection .....11	Expressions Collection .....18	Schlage/KwikSet Hardware .....26
Heirlooms Collection .....12	Topaz Collection .....19	Specialty Hardware .....27
Windsor Collection .....12	Entropy Collection .....19	Additional HGI Products.....28

# HGI

## Steel Door Features

HOME GUARD® IronWood Paintable Smooth Steel and Stainable Steel Doors are the ultimate in home security, beauty, long-term value and longevity. Increased energy savings, safety, home value, curb appeal, a rock-solid warranty - there are a multitude of reasons to upgrade today to a Home Guard door.



HOME GUARD's Exclusive Timberframe® all-composite frame offers all the beauty of wood with none of the headaches. Completely maintenance and worry free, the Timberframe® will not warp, rot, mold or wick water and can be stained to match all HGI door stains. Timberframe® is an option on most HOME GUARD doors.



Magnetic Weatherstripping utilizes refrigerator technology to provide a durable, tight seal to provide year round comfort and energy efficiency.




All doors feature steel edge construction and are fully insulated with an inner core of environmentally friendly polyurethane foam and offer a superior R-factor of 15.1 for the ultimate in energy conservation. Our steel doors are wood-free and will not swell, split, twist, warp or rot like other steel doors with wood rails and lock block.



The door bottom weather-strip slides off and on for easy replacement and forms a weather-tight seal to the threshold. The result is a superior seal that keeps the inside in and the outside out.



Our exclusive steel "L" frame provides the next measure of security adding strength to your entrance. This crucial element is available on all HGI replacement doors and our adjustable strike plate makes installation easy on every door upgrade.




The unequalled security of steel - A wood edge steel door (left) cracked under the force of one hit of a 100 lb. test weight. Steel edge doors (right) did not force open after seven hits of a 100 lb. test weight.



HOME GUARD's exclusive, patented Adjustable Hinge Plate System adjusts up or down and in or out for a tighter weatherseal against the elements and added energy savings.



Hardware finish matched Ball-Bearing Hinges are standard on all doors and offer the ultimate in smooth operation. Individual ball bearings ensure years of quiet, trouble-free use.



Duraframe Jamb's are the standard wood frame on all HGI doors and are constructed using an Alaskan Cypress base which repels water preventing the wood from wicking and rotting.



HGI's full 4" X 10" Composite Lock Block has more screw holding power than wood. Injection molded for uniform size, there is no distortion of the door skin typically found with wood lock blocks.



Home Guard entry doors\* are Energy Star approved and meet strict energy efficiency guidelines set by the EPA and US Department of Energy.

\* Certain door styles do not qualify due to glass options.

# Fiberglass Door Features

Home Guard FiberStar™ Fiberglass Doors are beautifully designed with patented Hydroshield™ technology.

This revolutionary system ensures that water is repelled from the perimeter of the door to eliminate twisting or warping.



Deep detailed embossments create a real wood door look without the maintenance and headaches of real wood.



Fiberglass doors are available in both a smooth skin and a woodgrain texture. These doors can be painted in any of our twenty decorator colors or hand-stained in your choice of our seven Ironwood stains.



Special exterior rails are used on the perimeter to shut out moisture from all FiberStar doors. Patented Hydroshield technology ensures against warping, twisting, rotting or splitting...clearly setting our fiberglass doors apart from all the others.




HGI's exclusive Timberframe® all-composite frame offers all the beauty of wood with none of the headaches. Completely maintenance and worry free, the Timberframe® will not warp, rot, mold or wick water and can be stained to match all HGI door stains. Timberframe® is an option on most HGI doors.



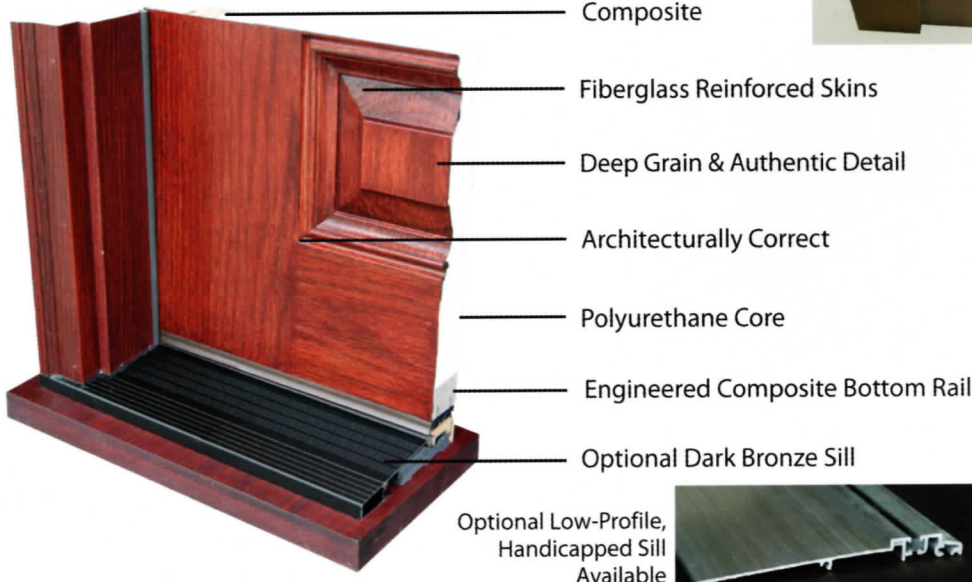
The door bottom weather-strip slides off and on for easy replacement and forms a weather-tight seal to the threshold. The result is a superior seal that keeps the inside in and the outside out.



Ball-bearing hinges are standard on all doors and are available in 5 color choices. Individual ball bearings ensure years of quiet, trouble-free use and provide the ultimate in smooth operation.



Duraframe Jamb are the standard wood frame on all HGI doors and are constructed using an Alaskan Cypress base which repels water preventing the wood from wicking and rotting.



## Environmentally Sound Polyurethane Foam Core

While some other fiberglass door manufacturers still use HCFC-free foam, we are proud to offer a truly "green" door which is completely CFC-free in compliance with the U.S. environmental standards to prevent destruction to the Earth's ozone layer. The advanced polyurethane core used in our doors also enhances the door's soundproofing capabilities and provides insulation properties six times greater than wood.



These unique styles from our Mountain Lake<sup>®</sup> fiberglass entry door collection will offer beauty, energy efficiency and easy operation for decades to come. Mountain Lake offers all of the beauty of natural wood, with none of the headaches.



CAS3V2P-19  
CASTILE

CAS3V1PSL-19

The Castile entry system is shown above in the mahogany grain. Other Mountain Lake doors pictured are available and shown in oak grain. See your HGI representative for complete details and options.



CA-19  
SOLID DOOR



CABRO-19 BRENTWOOD  
CABROSL-19



FGOHM-19  
HEIRLOOM



FGOWSR-19  
WINDSOR




FGORA-19  
RADIANT HUES

## Roundtop Entry Doors



- 22 Gauge Steel
- Factory Steel Cap
- Replacement Frame or Timberframe<sup>®</sup> New Construction
- Beautiful renovations
- Wood grains to replace Wood doors
- Archtops are also available



HGI is proud to be one of a handful of manufacturers who have perfected the art of producing high quality roundtop and archtop entry doors. These beautiful and unique doors are made from 22 gauge steel and include a factory-installed steel cap. The HGI Roundtop door can be ordered as a replacement frame unit or as a Timberframe new construction unit. Our roundtops make a perfect, energy saving replacement for antiquated wood doors. Available in 20 baked-on color options or 7 beautiful woodgrain hand-stained finishes, these doors exude charisma and rustic charm, while maintaining modern operation, longevity and energy efficiency.

# Signature Series

## Door Styles & Available Wood Grains

6 Panel



Cherry, Oak or Mahogany

8 Panel Center Arch



Cherry Only

2 Panel




Cherry Only

2 Panel Arch Top Plank



Cherry Only

Craftsman



Fir Only

3 Panel



Cherry & Mahogany

Note: The selections shown here are grain choices and each is available in one of our four stain colors shown on page 7.

# Signature Series

## Natural Fiberglass Grains

The beauty of natural wood, improved.

HGI's Signature Door Series features a patented grain technology process that authentically replicates any natural surface. The door process begins by hand, selecting the most desirable wood pieces which are then used to build a real wood door. A silicone casting accurately picks up the finest details of the wood grain which are transferred to the door mold using our Nickel Vapor Deposition Technology. The resulting mold is utilized to produce the fiberglass skin of each Signature Series door. The result is a breathtaking reproduction with random grain depths and all the natural characteristics of natural wood, but free from the warping, bowing, delamination and moisture issues that plague real wood doors. Born from real wood but vastly improved upon by state-of-the-art technology. The best of both worlds: HGI Signature Series Doors.

CHERRY GRAIN



MAHOGANY GRAIN



OAK GRAIN



FIR GRAIN



### Available Stains

Colonial Oak Stain Shown on Oak Grain




Mahogany Stain shown on Mahogany Grain



Cherry Stain shown on Cherry Grain



Harvest Gold Stain shown on Cherry Grain



### Exclusive Adjustable Frame

Every Signature Series Entry Door is equipped with HGI's exclusive, patented adjustable hinge plate system. The door hinge is adjustable both vertically and horizontally to deliver the perfect fit on the door frame. The result is superior ease of operation and an industry leading weatherseal against the elements. The bottom line: **increased energy savings.**


The Detail is our Signature



# Signature Series

## Specialty Doors

2 Panel Archtop Plank  
Cherry Grain/Cherry Stain



SS2PPL-53

Craftsman  
Fir Grain/Colonial Oak Stain



SS2PPLSL-53



SSCRDL-53  
Shown standard without Dentil Shelf

Craftsman door & sidelites  
shown with Topaz glass.



Details of the Craftsman  
Fir Grain Construction




### Available Craftsman Glass Styles

BELLFLOWER



SSCRBLF-53



SSCRBLFSL-53

GREENFIELD



SSCRGRN-53



SSCRGRNSL-53

PARIS




SSCRPAR-53



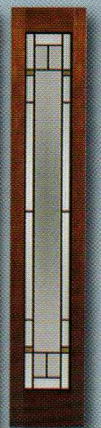
SSCRPARSL-53

**Note: Dentil Shelf optional on all Craftsman doors.**

TOPAZ



SSCRTPZ-53



SSCRTPZSL-53

PRIVACY-RAIN



SSCRDGC-53



SSCRDGC SL-53

DIVIDED LITES



SSCRDL-53

CLEAR GLASS



SSCRCL-53



# Signature Series

## Specialty Doors

2 Panel Designs available in Cherry Grain




3 Panel Designs in Cherry or Mahogany Grain



3 Panel door shown with Heirlooms glass design.

8 Panel Center Arch ~ Cherry Grain



Grace Detail Mimosa Detail Radiant HuesDetail


3/4 Side Lites ~ Cherry Grain




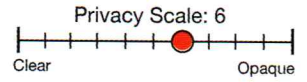


# Cadence

Clear bevel clusters combined with hammered and ripple glass lend a feel of old world antiquity to these brilliant doors.




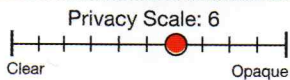
Clear Bevel Cluster  
Hammered Glass  
Ripple Glass  
Patina Caming



# Nouveau

Your magnificent new entrance begins with a stunning floral motif accented with clear cluster bevels, then offset with the graceful privacy of glue chip glass.

Glue Chip Glass  
Clear Cluster Bevels  
Clear Bevels  
Patina, Nickel or Brass Caming



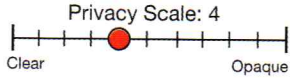
SS: Signature Series C=Cherry, O=Oak, M=Mahogany  
\*\*Not Available in Fiberglass

# Mimosa


Elegant swirls of beveled glass combined with classic brass or satin nickel caming, creates a tasteful statement for the discriminating homeowner. The Mimosa family of glass offers beautiful glass textures accented by shimmering, decorative bevels, while maintaining the utmost privacy.



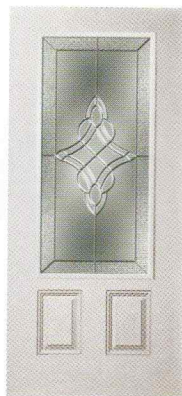
Beveled Glass  
Brass or Satin Nickel Caming



SOMM-16\*\*



SWMM-1



FMM48-12  
SS3PMM48-51  
(C,M)




FMM48SL-31  
SSFMM48SL-51  
(C,M)



FMM-2  
SSFMM-48  
(C,O,M)



FMMSL-27  
SSFMMSL-48  
(C,O,M)




SMM-6\*  
SSSMM-46\*  
(C,O,M)



SMMSL-26\*  
SSSMMSL-46\*  
(C,O,M)


\*Available in Nickel Only




SS: Signature Series C=Cherry, O=Oak, M=Mahogany

# Paris

Graceful intertwining circles of beveled glass offset with rectangular arctic glass panels create a distinct combination and a magnificent entrance for any home.




Clear Bevels  
Renaissance Glass  
Arctic Glass  
Patina Caming



FPAR-5  
SSFPAR-48  
(C,O,M)



FPARSL-29  
SSFPARSL-48  
(C,O,M)



FPAR48-14  
SS3PPAR48-51  
(C,M)



FPAR48SL-31  
SSFPAR48SL-51  
(C,M)



SPAR-7  
SSSPAR-46  
(C,O,M)



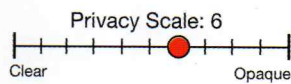
SPARSL-25  
SSSPARSL-46  
(C,O,M)

\*\*Not Available in Fiberglass




# Heirlooms


The Heirlooms series combines exquisite clusters of clear glass bevels. Each is surrounded by a combination of glue chip and granite glass offset with satin nickel or brass caming for timeless beauty and priceless privacy.



Glue Chip Glass  
Granite Glass  
Satin Nickel  
or Brass Caming




SOHM-16\*\*



SHM-6  
SSSHM-46  
(C,O,M)



SHMSL-26  
SSSHMSL-46  
(C,O,M)



FHM-3  
SSFHM-48  
(C,O,M)



FHMSL-28  
SSFHMSL-48  
(C,O,M)




FHM48-12  
SS3PHM48-51  
(C,M)



FHM48SL-31  
SSFHM48SL-51  
(C,M)



NHM-11



SWHM-1




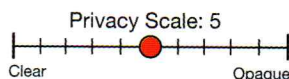
FOHM-9\*\*



# Windsor

A classic design of gray and clear water glass complimented with clear bevels adds a distinctive look to any entryway.


Gray Waterglass  
Clear Bevel Border  
Clear Waterglass  
Clear Bevels  
Brass or Patina Caming



SWSR-6  
SSSWSR-46  
(C,O,M)




SWSRSL-26  
SSSWSRSL-46  
(C,O,M)



FWSR-2  
SSFWSR-48  
(C,O,M)



FWSRSL-27  
SSFWSRSL-48  
(C,O,M)



S836WSR-10



FWSR48-12  
SS3PWSR48-51  
(C,M)



FWSR48SL-30  
SSFWSR48SL-51  
(C,M)



SOWSR-16\*\*

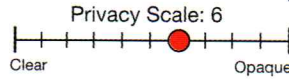
\*\*Not Available in Fiberglass




# Radiant Hues

A beautiful way to illuminate your entryway and greet friends while retaining privacy.

Clear Bevels  
 Gray Renaissance Glass  
 Clear Renaissance Glass  
 Nickel Caming




SRA-6 SSSRA-46 (C,O,M) SRASL-27 SSSRASL-46 (C,O,M) S836RA-10 FRA48-12 SS3PRA48-51 (C,M) FRA48SL-31 SSFRA48SL-51 (C,M) SORA-16\*\*



# Majestic Elegance


Dress your entranceway with the perfect balance of light, sophistication and privacy and turn the first impression of your home into a lasting impression.

Glue Chip Glass  
 Clear Bevels  
 Patina or Brass Caming



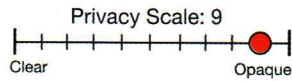
S836ME-10 SME-7 SSSME-46 (C,O,M) FME-3 SSFME-49 (C,O,M) NME-11 FMESL-28 SSFMESL-49 (C,O,M) SMESL-27 SSSMESL-46 (C,O,M)

SS: Signature Series C=Cherry, O=Oak, M=Mahogany  
 \*\* Not Available in Fiberglass



# Madison

A simple design inspired by nature is the hallmark of the Madison glass. The beautiful geometric design casts intricate patterns of sunlight into your home and creates a uniquely contemporary entrance.



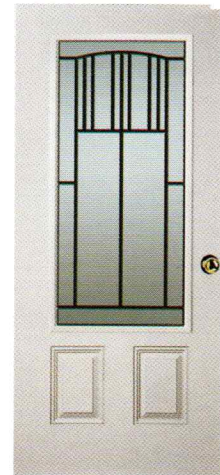
Nickel-Vein Wrought Iron  
Micro-Cubed Glass




FMAD-5  
SSFAD-49  
(C,O,M)



FMADSL-29  
SSFADSL-49  
(C,O,M)



FMAD48-14  
SS3PMAD48-51  
(C,M)





FMAD48SL-30  
SSFAD48SL-51  
(C,M)


# Veranda

Enhance the style of any home with the Old World beauty of this decorative, wrought iron-inspired design. The scrollwork is hinged to a metal frame, making it easy to open and clean. Energy efficient Low-E micro granite glass provides additional privacy.

Wrought Iron Exterior  
Micro-granite Glass



FVER48-14  
SS3PVER48-52  
(C,M)




FVER-5  
SSFVER-49  
(C,O,M)



FVERSL-29  
SSFVERSL-49  
(C,O,M)






SS: Signature Series C=Cherry, O=Oak, M=Mahogany



# Grace

A glistening combination of nature-inspired bevels and nickel caming accents the multiple styles of glass present in this exquisite design.

- Nickel Caming
- Granite Glass
- Micro-Cubed Glass
- Micro-Granite Glass
- Clear Bevels



QAGRC-17



SWGRC-1




SOGRC-16\*\*



FGRC-2  
SSFGR-48  
(C,O,M)



FGRC-27  
SSFGRC-48  
(C,O,M)



SGRC-7  
SSSGRC-47  
(C,O,M)



SGRC-26  
SSSGRC-47  
(C,O,M)



FGRC-12  
SS3PGRC-48-52  
(C,M)



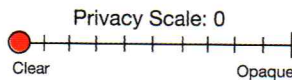
FGRC-30  
SSFGRC-48-52  
(C,M)

# Manhattan

Timeless beveled glass panels paired with shimmering brass caming make the Manhattan series the perfect welcome statement for any home.



Clear Beveled Glass  
Brass Caming




SWMAN-1



FMAN-28  
SSFMANS-49  
(C,O,M)



FMAN-2  
SSFMANS-49  
(C,O,M)




SS: Signature Series C=Cherry, O=Oak, M=Mahogany  
\*\*Not Available in Fiberglass

# Mohave

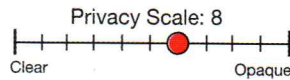
Reminiscent of Native American designs, the Mohave glass patterns consist of seven individual glass textures and colors. Mohave offers outstanding security and unique beauty.

- Micro-Iced Granite Glass
- Gray Soft Wave Glass
- Bronze Soft Wave Glass
- Pale Amber Soft Wave Glass
- Clear Bevels
- Streamed Glass
- Small Hammered Glass




# Bellflower

Bellflower's organic shapes, natural hues and patina coming bring nature to your front door. Subtle variations in color intensity, graining and swirl patterns make each handcrafted design completely unique.



- Clear Bevel Glass
- Hammered Glass
- Olive Soft Wave Glass
- Ruby Red Soft Wave Glass
- Thin Reed Yellow Swirl Glass




SS: Signature Series C=Cherry, O=Oak, M=Mahogany





# Private Lites

The Private Lites Series features two glass styles from which to choose: Textured Rainglass or Micro Granite. Either choice will add beauty to any door, interior or exterior, while affording the ultimate privacy.



Doors are shown with Textured Rainglass. All styles listed below are available in Textured Rainglass. Styles denoted with \* are also available in Micro Granite.



Textured Rainglass



Micro Granite




SWPL-1\*



NPL-11



S836PL-10\*



FPL-2\*  
SSFPL49\*  
(C,O,M)



FPLSL-27\*  
SSFPLSL-49\*  
(C,O,M)



FPL48-14\*  
SS3PPL48-52\*  
(C,M)



FPL48SL-31\*  
SSFPL48SL-52\*  
(C,M)



SPL-6\*  
SSSPL-47\*  
(C,O,M)





SPLSL-26\*  
SSSPLSL-47\*  
(C,O,M)




# Lasting Impressions

Floral patterns create privacy and a beautiful diffusion of light. This molded glass option offers a great design feature to any special door opening with grace and style.

Glass Bevels  
Clear Renaissance Glass  
Streamed Glass  
Iced Granite Glass



FLI-4  
SSFLI-49  
(C,O,M)



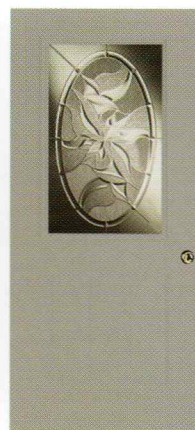
SWLI-1



SLISL-27  
SSSLISL-47  
(C,O,M)



S836LI-10



SLI-7  
SSSLI-47  
(C,O,M)



FLISL-28  
SSFLISL-49  
(C,O,M)




SOLI-16\*\*



SS: Signature Series C=Cherry, O=Oak, M=Mahogany  
\*\* Not Available in Fiberglass

# Greenfield

Elegant oil-rubbed bronze caming surround geometric shapes of color and texture resulting in a architectural design reminiscent of Frank Lloyd Wright.



Olive Soft Wave Glass  
Pale Amber Soft Wave Glass  
Small Hammered Glass  
Thin Reed Glass




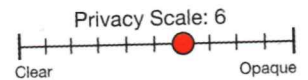
FGRN-4 SSFGRN-50 (C,O,M)    FGRNSL-29 SSFGRNSL-50 (C,O,M)    FGRN48-12 SS3PGRN48-51 (C,M)    FGRN48SL-30 SSFGRN48SL-51 (C,M)    FGRN848-17

# Expressions

A classical influence expressed in a flow of beauty and texture as the patterns of the past combine with contemporary design.



Clear Bevels  
Granite Bevels  
Gray Renaissance Glass  
Satin Nickel Caming




FEX-3 SSFEX-50 (C,O,M)    FEXSL-29 SSFEXSL-50 (C,O,M)

SS: Signature Series C=Cherry, O=Oak, M=Mahogany

# Topaz

Classic patina caming surrounds the rich textured privacy of micro granite and reed glass. Reflective bevels add an exquisite finishing touch.




STPZ-10  
SSSTPZ-47  
(C,O,M)

STPZSL-27  
SSSTPZSL-47  
(C,O,M)

FTPZ-4  
SSFTPZ-50  
(C,O,M)

FTPZSL-28  
SSFTPZSL-50  
(C,O,M)




FTPZ48-14  
SS3PTPZ48-51  
(C,M)

FTPZ48SL-31  
SSFTPZ48SL-51  
(C,M)

FTPZ848-17

S836TPZ-10


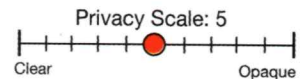


Bronze Soft Wave Glass  
Clear Glass Bevels  
Micro Granite Glass  
Thin Reed Glass



# Entropy

Entropy comes from the Greek "to turn" - a fitting name for the beautiful circular patterns that comprise this eclectic design. Black chrome caming and multiple glass patterns combine with shimmering bevels to create a radiant welcome for your guests.



Clear Glass Bevels  
Clear Renaissance Glass  
Glacier Glass  
Granite Glass



FENTSL (L)-29  
SSFENTSL-(L)48  
(C,O,M)

FENT-3  
SSFENT-48  
(C,O,M)

FENTSL (R)-29  
SSFENTSL-(L)48  
(C,O,M)

Note: Glass shown above varies slightly from standard size available. Please refer to the images at right for available glass.

SS: Signature Series C=Cherry, O=Oak, M=Mahogany


# Savannah Patio Door Systems\*\*

Savannah Patio Doors are constructed to allow for one operational door hinged off of one fixed door panel. All units include a high quality screen for ventilation. The Savannah has been downsized slightly for easy replacement of standard size sliding doors or it can now be ordered to replace full-size 6' door units. All Savannah units are constructed using our heavy 22 gauge door and carry the exclusive Lifetime & Beyond Warranty. Savannah Patio Doors are available in woodgrain steel only.

Heavy-Duty Reinforced Screen (Available in White or Almond)



Brass Deadbolt & Lever set (Available in Antique Brass)



The X-Sill offers a non-conductive, high seal adjustable sill in a composite material that is guaranteed for life.



PDFRLB15-18

**Savannah Patio Doors are available in ANY full view glass style!**



PDFGRN-18

PDFRLB-18

PDFVER-18

PDFHM-18

PDFNO-18

PDFCD-18

PDF15-18

PDF10-18

PDFME-18

PDFMM-18

PDFLI-18

PDFPAR-18



FRLB-5  
SSFRLB-50  
(C,O,M)



FRLBSL-28  
SSFRLBSL-50  
(C,O,M)



S836RLB-10



SRLB\*-8  
SSSRLB\*-47  
(C,O,M)



SRLBSL-27  
SSSRLBSL-47  
(C,O,M)



SRLB9Lit-8  
SSSRLB9Lit-47  
(C,O,M)



FRLB48-14  
SS3PRLB48-52  
(C,M)

## Blinds

Blinds built right in-between the clear insulated glass let you control light and privacy with ease while forever eliminating dust and damage. Perfect for entry doors, sidelites and Savannah patio doors, where decorative glass is not required.



\*Available in manual tilt/raise & lower configuration.



\*\* The Standard Size Savannah (downsized unit) Available in Paintable Stainable Steel Only  
SS: Signature Series C=Cherry, O=Oak, M=Mahogany

# *French Doors*

Double doors, or "French Doors" as they are called, offer the opportunity for full access to your home or business. Very helpful for the occasional furniture move and a wonderful way to bring in lots of light or decorative glass accents. Double doors are available with hardware on the primary active door or both the active and secondary door as an option. Double doors are equipped with a state of the art astragal that has a weather close out that travels up and down with the internal head and foot bolts. For a classic look consider a HGI french door set available in all door styles, color and stain options.



Easy to operate bolts that secure the secondary door top and bottom




Close out seal travels with slide bolts to ensure a good seal without the usual wear and tear.



# American Home Series


To let the sun shine through, choose clear glass for these traditional door styles. For privacy, many American Home style doors may be available as a Privacy Lite (Textured Rainglass or Micro-Granite glass). Please contact your HGI Inside Sales Representative for availability and pricing.




F1-20\*\*\*  
S1-22  
SSS1-55  
(C,O,M)  
N1-20



F648-21




E1-20\*\*\*  
S2-24  
F4-23\*\*\*



S4-23  
NCL-24  
F2-20\*\*\*  
QAQL-23

Most  
**HOME GUARD®**  
American Home  
Series™ Doors  
with glass are provided  
with external high  
performance grids.


All glass units  
are tempered  
safety glass with  
warm edge  
spacer systems.  
All glass frames are high  
performance thermal  
composite material  
guaranteed not  
to crack or warp.



F3-20\*\*\*  
SW-23  
S3-23



F10-22  
SSF10-55  
(C,O,M)  
F15\*-22  
SSF15\*-55  
(C,O,M)  
FTENEXT-21  
SSFTENEXT-55  
(C,O,M)  
F17RT-21



FO16-21\*\*\*  
S5-22  
SSS5-55  
(C,O,M)  
SV6-21\*\*  
SSSV6-55\*\*  
(C,O,M)



F1248-24  
SS3P1248-55  
(C,M)  
S11RT-24  
S9\*-22  
SSS9\*-55  
(C,O,M)  
F5-23\*\*\*  
FPRINT-21X  
SSFPRINT-55  
(C,O,M)  
S2SL-32  
FSSL\*-32  
SSF5SL\*-55  
(C,O,M)  
S3SL\*-32  
SSS3SL\*-55  
(C,O,M)  
F48SL-33  
SSF48SL-55  
(C,M)  
FPRINTSL-3  
SSFPRINTSL-55  
(C,O,M)

X - Internal Grids Only  
\* Also available with internal grids (Doors: pages 20-24, Sidelites pages 32-33 in price book)

\*\* Glass Frame SV-6 Always White

\*\*\*Not Available in Fiberglass

# CLADWRAP®

Machine-formed Aluminum Cladding System for ALL Home Guard Entry System Doors




CLADWRAP® is a factory-formed, pre-fit cladding system that provides a beautiful, protective coating for the door jamb and brickmold. Available in both coordinating and complimentary colors, our unique cladding system offers:

- Jamb Protection
- Lasting Beauty
- Freedom from Maintenance
- Textured Finish

Available in 20 Quality Edge™ colors of vinyl clad aluminum.

Please refer to page 24 for our complete color palette.

## BURGLAR GUARD HOME VIEWER



- Ringing the doorbell takes digital photo of visitor... even if you're away!
- Photos & Video Record to SD Card. (Included)
- Photos Stored as JPG files.
- Video Stored as MP4 files.
- Picture Time Stamp
- Volume Control
- Infrared Camera for low light situations.
- Various Ring Tones
- 3.5" LCD Screen
- Volume Control
- Uses 4 AA Batteries

(A) LCD Unit mounts on door interior.

(B) Exterior view of camera and door bell.

(C) Mini SD Memory Card & Adapter

Due to manufacturing design, inside viewer mounts ~ 9/16" off-center.

## TimberFrame®

Hand Finished Composite Jamb & Brickmold



Hand Stained To Match All Home Guard® Door Stains

Completely Maintenance & Worry-Free

Will Not Wick Water

Will Not Warp, Rot or Mold


100% Composite Material

Available for Single Doors, Double Doors & Single Doors With Sidelites

Home Guard® is proud to offer TimberFrame® Jamb and Brickmolds. These beautiful, hand-stained jambs and brickmolds are the perfect compliment to the Ironwood® collection of Stained Steel Entry Doors as well as the Village Wood and Mountain Lake Fiberglass collections.

TimberFrame® jamb and brickmold are stained to match Ironwood® doors and all are protected with a GuardCoat coating for years of lasting and durable beauty. Add the look and beauty of wood to your home's entrance with the added strength and security of steel... but with none of the headaches.

## BURGLAR GUARD STRIKE



The Burglar Guard is an innovative HGI exclusive feature that transforms a standard wood door jamb into a high security entryway. The Burglar Guard replaces the entire strike portion of the jamb with two walls of heavy steel for the ultimate protection against forced entry. The Burglar Guard also has two 2-way jamb adjusters to create the perfect margin between the door and the jamb which are accessible simply by removing the strike plates. The strike plates are also adjustable in and out to offer the correct point of insertion for both the deadbolt and the latch.

- 2-Way Jamb Adjuster
- Adjusts latch for both deadbolt & strike
- Allows for perfect weatherstrip compression
- Allows door to close and latch at exactly the right point
- Virtually eliminates kick-in
- Available on single doors only



# Color and Stain Options

HGI is proud to introduce our new line of exclusive color and stain options that span our entire line of entry doors, windows and frames.


Utilizing our exclusive CladWrap system, it is now possible to coordinate doors, windows and frames with perfectly matching or complimenting colors.

Most Home Guard steel and fiberglass entry doors are available in both a smooth surface or with an optional embossed woodgrain for the ultimate wood look finish. All steel doors are zinc-galvanized, primed and painted with a baked-on, high quality exterior paint. Of course, all HGI doors come with our exclusive seven year finish warranty.



## 7 Year Finish Warranty

The wood grain embossed doors can be also be stained with one of our seven hand-rubbed finishes and sealed with Home Guard's exclusive GuardCoat.® Choose from one of the beautiful stains below or combine solid color on one side and stain on the other. Whichever you choose, your finish is backed by our exclusive 7 Year Finish Warranty.



Pecan      Rose Wood      Colonial Oak      Cherry      English Walnut      Harvest Gold      Mahogany

Colors shown are reproduced by the lithographic process and may vary from actual colors.



# EMTEK®

Distinctive hardware for fine homes.



Arts & Crafts  
with Hammer Lever



Marietta  
With Cortina Lever



Octagon  
with Octagon Knob



Ribbon & Reed  
with Ribbon & Reed Knob



Melrose  
With Melon Knob



Orleans  
With Oval Beaded  
Egg Knob



Lafayette  
with Lafayette Lever


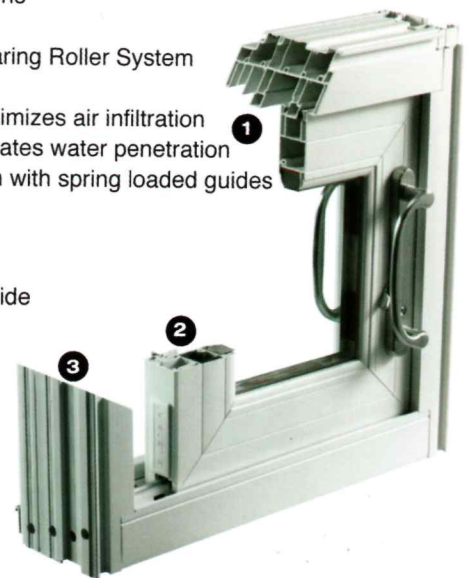


## Premium Sliding Patio Doors

Whether to the backyard or the pool, an Innovations Premium Sliding Patio Door allows you to connect to your surroundings. Available in standard and custom sizes, the Innovations Sliding Patio Door features many unique options to deliver the ultimate in operation and performance.

- Uncompromised style
- Traditional interior millwork panel design
- Contemporary styled Multi-Point handle
- 5', 6', 8', 9', 12' and custom sizes
- Three premium wood-grain interiors
- Select hardware finish options
- Unsurpassed performance
- Innergy Composite Ball Bearing Roller System
- Metal reinforced panels
- Triple weather-stripping minimizes air infiltration
- High performance sill eliminates water penetration
- Heavy duty extruded screen with spring loaded guides

- 1 Multi-Cavity Design
- 2 Reinforced Panels
- 3 Spring loaded Screen Guide
- 4 Wood Grain Interiors
- 5 Hardware Options



Multi-Point White



Bright Chrome



Bright Brass



Black Nickel



Black



Camelot Keyless Handleset in Satin Nickel (619)



Plymouth Handleset w/ Knob in Brass (605)



Camelot Handleset w/ Knob in Aged Bronze (716)



Accent Lever in Satin Nickel (619)



Georgian Combo in Antique Brass (609)

Available Finishes



Aged Bronze (716)



Satin Nickel (619)



Brass (605)



Antique Brass (609)

AVAILABLE FINISHES


	STYLE	TYPE	Bright Brass	Antique Brass	Satin Nickel	Aged Bronze	Lifetime Finish	Smart Key®
SCHLAGE	Plymouth	Handle	●	●	●	●	●	
	Camelot	Handle	●	●	●	●	●	
	Camelot	Keyless	●	●	●	●	●	
	Georgian	Combo	●	●	●	●	●	
	Accent	Lever	●	●	●	●	●	
	Plymouth	Combo	●		●	●	●	
KWIKSET	Chelsea	Handle	●	●	●			●
	Hancock	Combo	●	●	●			●
	Lido	Lever	●	●	●			●
	Delta	Lever	●	●				●

**KWIKSET**

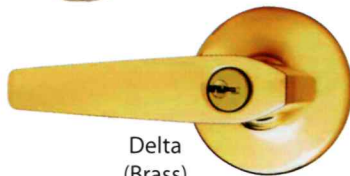
**SMARTKEY™**

RE-KEY TECHNOLOGY  
 DRILL RESISTANT • BUMPGUARD  
 KEY IT YOURSELF

SMARTKEY™ is available in the four styles shown below.



Lido (Satin Nickel)



Delta (Brass)



Hancock Smart Key (Antique Brass)



785 Double Cylinder (Bright Brass)



Chelsea (Satin Nickel)

# Specialty Hardware Options



Standard Brass Knocker




Satin Nickel Knocker w/Peep Sight



Standard Brass Knocker w/ Peep Sight



Mail Slot  
Opening Size: 1-1/2" X 7-1/2"




Magazine Slot  
Opening Size: 2-1/4" X 11"



Wide Angle Peep Sight



Spring Hinge



Kickplate

Home Guard® offers a number of hardware choices to add the finishing touches of beauty and functionality to your door. Optional door knockers, mail and magazine slots, kickplates and spring hinges are available for added security, utility and beauty. See your Home Guard® representative for a full selection of options and available finishes.



Medium: Up to 40 lbs


## Freedom Aluminum Petdoor

Pets crave freedom.

This door gives your pet all the freedom he needs. This solid aluminum frame installs easily and the soft, transparent single flap provides a tight weather seal. The Freedom Aluminum door includes a locking panel that gives you the power to control when your pets can use the door.

### PRODUCT FEATURES

- Solid aluminum construction
- Locking panel
- Color: White
- Transparent single flap for weather-tight seal
- Easy do-it-yourself installation
- Fits doors from 3/8" to 2" thick



Large: Up to 100 lbs



## OLD WORLD CRAFTSMANSHIP MEETS MODERN TECHNOLOGY

HOME GUARD Industries' modern, 170,000 sq. ft. manufacturing facility is located on 22 acres right in the heart of the small community of Grabill, Indiana. Grabill is a quaint town of 900 residents, supported by antique and custom cabinet shops. The surrounding area has been farmed by generations of Amish families, well known for their detail and craftsmanship. The Grabill location provides HOME GUARD with the perfect atmosphere to produce custom window and door products with uncompromising efficiency, speed and quality.

*More High Quality Products from*  
**HOME GUARD Industries, Inc.**



STEEL ENTRY SYSTEMS



SECURITY STORM DOORS



FIBERGLASS ENTRY SYSTEMS



ULTRA-VIEW STORM DOORS



Windows ■ Doors ■ Siding ■ Roofing

**TODD LITTLETON**

Factory Representative

Phone: 937-962-8000  
 Toll Free: 888-724-6500

7142 Salem Road  
 Lewisburg, Ohio 45338

[www.doubletiltsashanddoor.com](http://www.doubletiltsashanddoor.com)

Visit our showroom at 126 N. Commerce Street in Lewisburg



© 2017 HOME GUARD® Industries, Inc. • 13101 South Main St. • Grabill, IN 46741