

Bay, Bow & Garden

Custom-Made, Energy-Efficient Windows



Add a beautiful, new dimension to your home.

Alside[®]

Masterfully Crafted . . . Exceptionally Beautiful



This bay window features a dark oak woodgrain and beveled-lead glass – options that add special elegance to any room (above).

Alside Bay and Bow Windows are the perfect addition to any home. They create an instant feeling of added spaciousness and light while providing a beautiful focal point.



Optional copper or painted aluminum roofs lend exterior architectural detail to bay or bow windows (left).

ClimaTech High-Performance Insulated Glass Packages

Performance Options

ClimaTech... your solution for increased window performance.

For maximum energy savings, upgrade your bay, bow and garden windows with a ClimaTech insulating glass package, featuring Low-E glass, argon gas** and the PPG Intercept Warm-Edge Spacer System. The superior thermal performance of this insulating glass unit can help lower your energy costs while further reducing the consumption of fossil fuels. Many ClimaTech insulating glass packages meet the latest ENERGY STAR® requirements. Consult your window professional for the optimal glass package required for your home and climate zone.

Bay, bow and garden windows with ClimaTech may actually exceed the performance requirements set forth by the U.S. Department of Energy in conjunction with the National Fenestration Rating Council (NFRC) test criteria.

One of the most critical NFRC tests measures the rate of heat loss through a window or door (U-Factor). The lower the U-Factor, the better the product is at resisting heat flow, which results in a product with a greater insulating value.

Another critical NFRC test is for Solar Heat Gain Coefficient (SHGC). This procedure measures how well a product blocks heat caused by sunlight. Again, the lower the number, the less solar heat the window transmits into the home.



Low-E glass filters long-wave radiation from the sun. This reduces solar heat gain from the summer sun, helping to keep your home cooler.



Low-E glass takes on a new duty in winter months. It lets warm solar rays into your home, while preventing indoor heat from escaping.

What makes the ClimaTech insulated glass package so effective?

Since 80% of a window is glass, substantial heating and cooling savings come from improved glass performance.

- Our combination of UV-filtering Low-E glass, argon gas and the Intercept Warm-Edge Spacer System dramatically enhances energy efficiency. Together they can cut the damaging effects of the sun, which can lead to the fading of carpets, curtains and furniture, by an additional 72% over clear insulated glass units.
- In winter, a warmer glass temperature is maintained, increasing the R-Value by up to an additional 104%.
- In summer, up to a 49% reduction in solar heat gain helps reduce air-conditioning costs.



Alside offers a variety of ENERGY STAR qualified products. Consult your window professional for the optimal glass package required for your home and climate zone.



An Eco-Friendly Choice



Go Green

Exceptionally energy-smart and weathertight, Alside Windows not only reduce fuel consumption needed to heat and cool homes, they also boast a long service life and achieve optimal material use and minimal waste in production. Virtually all in-plant vinyl scrap is recycled into other useful products, further reducing the environmental impact of waste. Vinyl windows also are eco-friendly because vinyl resin is derived largely from common salt – a sustainable and abundant natural resource!¹

¹ Source: *A Clear View – Vinyl Windows and the Environment*. American Architectural Manufacturers Association (AAMA) & The Vinyl Institute (VI).

Ask Us About Tax Credits!

Take advantage of temporary tax credit incentives.



Ask your Alside Sales Representative for more information about energy tax credits* and visit www.energystar.gov or www.dsireusa.org for details. DSIRE is a comprehensive source of information on federal, state, local and utility incentives and policies that promote renewable energy and energy efficiency.



USGBC and related logo is a trademark owned by the U.S. Green Building Council and is used by permission.



State-of-the-Art Performance

Bay and bow windows help create dramatic new appearances, adding style to the exterior of your home as they expand interior space, light and view.

1. *Vinyl frames and sashes will never chip, peel, crack or warp.* Made with premium raw materials, the vinyl color is formulated throughout so the beautiful luster lasts.
2. *Extruded vinyl frame and sashes* help to increase energy efficiency.
3. *Multi-channel design* allows for additional insulation between window units.
4. *1¹/₄" furniture-grade veneer* is standard in the construction of head, seatboard and jambs.
5. *3" pre-insulated seatboard option* helps increase energy savings and provides a more comfortable interior.
6. *Head and seatboard is available in oak or birch veneer finishes* and are ready for painting or staining.[†]
7. *Adjustable turn-buckle cable hanging system* is designed to eliminate possible sagging or bowing and the need for external braces.

Plus these additional features:

- Slimline reinforced mullion design provides superior strength and support for the selected components.
- Insulated glass unit featuring double-strength glass with optimal air space improves year-round performance.
- PPG Intercept® Warm-Edge Spacer System maximizes thermal efficiency and the life of the insulated glass unit.

Enhance your bay and bow windows with these options:

- ClimaTech® insulated glass package featuring Low-E glass and PPG Intercept Warm-Edge Spacer System, for enhanced insulating performance.
- Full or half fiberglass screens provide ventilation while keeping insects out.
- Bay and bow windows are available in white or beige with an optional soft maple, rich maple, light oak, dark oak, foxwood or cherry woodgrain interior.
- Color-coordinated, maintenance-free interior laminate head and seatboard surface. Available in matching woodgrain interior finishes.



Bay and Bow Windows: Larger and Brighter Views

Bay and bow windows let you change the basic architectural look of your home – inside and out. They open up rooms, making them seem larger and brighter.

All Alside Bay and Bow Windows are constructed with attention to detail. Strong vinyl frame and sashes ensure durability and ease-of-maintenance. And the interior of every Alside Bay or Bow Window includes a hand-selected oak or birch veneer that's ready for staining or painting. Additional and optional features include:

- 1¼" furniture-grade veneer is standard in the construction of head, seatboard and jambs.
- 3" pre-insulated seatboard option means a more comfortable home and helps increase energy savings.
- Slimline reinforced mullion design provides superior strength and support for the selected components.
- Bay and bow windows are available in white or beige with optional soft maple, rich maple, light oak, dark oak, foxwood or cherry woodgrain interior finishes.
- Color-coordinated, maintenance-free interior laminate options are available in matching woodgrain interior finishes for the head, seat and jambs.
- Exterior roof system available with an optional copper or painted aluminum roof clad kit.
- Available in your choice of double-hung, casements or fixed-lite combinations.
- Alside Bay Windows are available in 3-lite or box style configurations.
- Alside Bow Windows are available in 3-, 4-, 5-, and 6-lite configurations.



The expanded view offered by this 5-lite bow window allows a wonderful view to the outdoors (above).





Extended Box Window



A stately meeting area is enhanced by the architectural addition of this extended box window (above).

- Solid construction features 1 1/4" oak or birch furniture-grade hardwood veneer.
- Exterior projections available in 7", 9" or 11".
- Configurations may be designed up to 94" in width and 72" in height.
- Available in 1-, 2- and 3-lite models.
- Choose from white or beige windows with optional soft maple, rich maple, light oak, dark oak, foxwood or cherry woodgrain interior finishes.
- Color-coordinated, maintenance-free interior laminate options are available in matching woodgrain interior finishes for the head, seat and jambs.



This bay window, featuring a beveled-lead glass center fixed-lite, creates a new dimension for this casual living area (above).

Garden Windows: A Bright Showcase


Now you can have fresh flowers or herbs in your home throughout the year, right in the room where they'll bring you the most pleasure.

See for yourself how a garden window brings the outdoors in without sacrificing comfort. On warm, sunny days the fully screened, twin-sealing side vents bring in gentle breezes. The Alside Garden Window will not chip, blister or peel and will never need scraping or painting. The deep 17" seatboard makes a great accent area for your favorite plants and a full 1" insulated glass package offers you added comfort all year-round.

- Fully welded mainframe for strength and stability.
- Top sloped insulating glass panel is tempered for improved safety and unit integrity.
- Equal sightlines between picture units and operating sashes.
- Twin-sealing, fully screened, operating casements improves weather protection.
- Multi-point locking system for a tighter seal and added security.
- Clear 1" insulated glass unit provides all-weather protection.
- An adjustable 1/2" thick glass shelf with polished edges is standard on all garden windows.



Head and seatboard (17" deep) are available in birch or oak veneer.



Top sloped insulating glass (a constant 35 degrees) is tempered for improved safety and unit integrity.



Completely assembled with head and seatboard for easy installation.



Specially designed, twin-sealing, fully screened, operating casements with external glazing improves weather protection.

Decorative Options

Colors and Finishes

Interior finishes include White and Beige, as well as laminate woodgrains in White, Soft Maple, Rich Maple, Light Oak, Dark Oak, Foxwood and Cherry.


Exterior choices include White and Beige, as well as special finishes in Architectural Bronze, Hudson Khaki, Desert Clay, English Red, Forest Green, American Terra and Castle Gray.

Garden windows are available in White and Beige or with a White exterior and Light Oak interior. Available with white screens and white hardware only.



Avonite Seatboard

For the ultimate in style, choose from these Corian color selections. Recessed within the seatboard area, they offer an elegant finishing touch to any bay or bow window unit.



Grid Options

Designer grids lend an added measure of style and dimension to your windows. All grids are enclosed within the insulated glass unit for easy cleaning. Choose from our selection of beautiful grid profiles and patterns to design the ideal window for your home:

Classic Grids – available in Colonial, Diamond, Prairie and Double Prairie patterns

Contoured Grids – available in Colonial, Prairie and Double Prairie patterns


Gold Tone Brass Grids – available in Prairie and Double Prairie patterns

Narrow Brass Grids – available in a Colonial pattern

Grid Patterns:




Grid Profiles:




V-Grooved Cut Glass

Bay, bow and garden windows are also available in a variety of cut and polished glass patterns.



Authentic Beveled-Leaded Glass

These options add personality and curb appeal to any home. All leaded glass is crafted using hand-cut glass, crystal bevel clusters, and hand-soldered camings. Available in four attractive glass styles to suit your architectural décor. Select a coming metal to match your taste – brass, pewter, or lead.



†† Extruded solid color. ¥ Available in operating and fixed-lite casements.

Complete Satisfaction

The Alside Lifetime Limited Warranty.

Bay, bow and garden windows are made by Alside, a recognized leader in product innovation, manufacturing excellence and uncompromising quality control. That's a reputation you can count on, from the day your

windows are installed until the day you sell your home. And to make your buying decision easier, Alside backs all bay, bow and garden windows with its Lifetime Limited Warranty^{YY} . . . one of the strongest in the industry.



Double-Hung Windows



Sliding Windows




Awning Windows



Casement Windows



Swing & Clean Windows



Sliding Patio Doors



Window products for every architectural need.

For a variety of looks from traditional to contemporary, no matter what the application is, Alside Window Systems has you covered. Choose from a complete product line that offers Single-Hung, Double-Hung, Sliding, Swing & Clean, Casement, Awning, Picture and Specialty Shape Windows and Sliding Patio Doors. You'll find that the combination of many styles and configurations will work well to enhance your home's appearance.



Alside PO Box 2010 Akron, Ohio 44309
1-800-922-6009 www.alside.com



©2015 Alside. Alside and ClimaTech are registered trademarks of AML. Intercept is a registered trademark of PPG Industries. *It is always suggested to consult your tax planner and review all IRS guidelines. Alside nor its representatives shall act as a tax advisor. **It is imperative that your new bay or bow window is sealed and finished properly within the first 30 days after installation. Failure to properly finish and seal all of the wood components may cause the wood to fade, swell, warp, or develop other defects that would not be covered under your normal product warranty. **Insulated Glass (IG) units that require capillary tubes may experience some argon gas depletion. ^{YY}Written copy of the warranty is available by writing to: Warranty Department, PO Box 2010 Akron, Ohio 44309. Colors are reproduced by lithographic process and may vary slightly from colors of actual product. All specifications and designs subject to change without notice. Printed in USA 9-15/10M/OP 75-2811-01

